



INVESTBULGARIA
AGENCY

Education 2012/2013

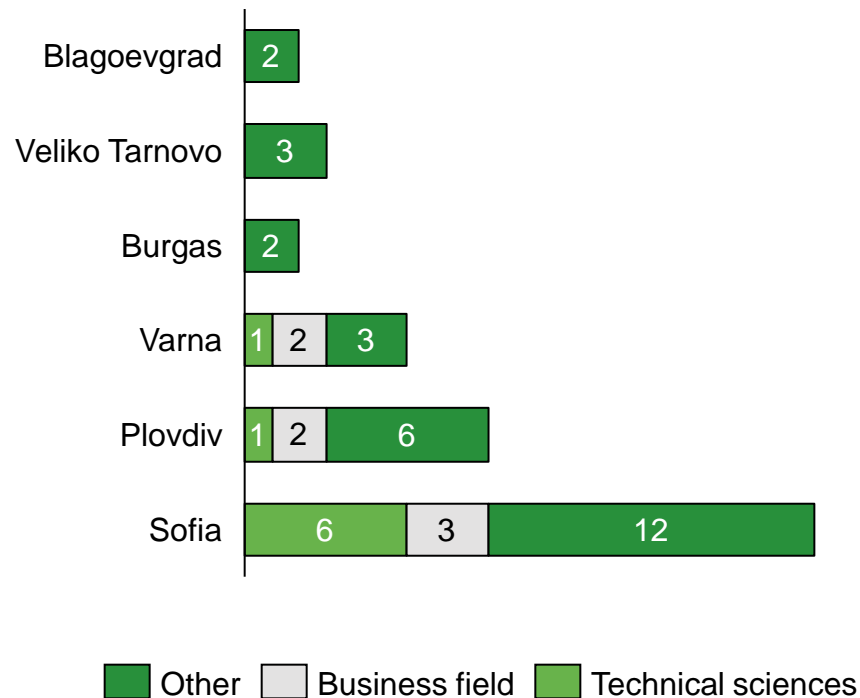
Bulgaria has highly-qualified, well-motivated, flexible and multilingual labour force

- 53 Universities, colleges and higher schools
- 494 vocational gymnasiums and colleges
- 80 000 Bulgarian students in foreign countries
- 24.6 % of population hold university degree
- 7 % of the workforce has engineering degrees
- 45.5 % from the population in Bulgaria speak at least one foreign language
- English language studied by \approx 85 % of students

Total number of higher schools*	53
Universities and equivalent higher schools	45
Colleges	29
Independent colleges	8
Colleges, at the universities and equivalent higher schools	21

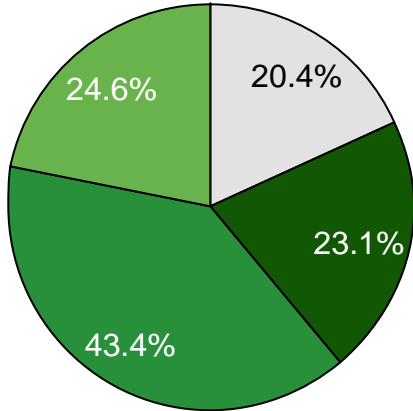
*Incl. universities and equivalent higher schools and independent colleges

Number of universities in some of the biggest cities



Students 2012/13 school year

Educational structure



- Primary and lower education
- Lower secondary education
- Upper secondary education
- Tertiary education

Total students in general schools by grade **604 773**

Primary education I-IV grade	251 962
Lower secondary education V-VIII grade	217 798
Upper secondary education IX - VIII grade	135 013

Total students in vocational schools **142 733**

Vocational art schools and sport schools (third level professional qualification)	6 450
Vocational gymnasiums (third level professional qualification)	95 443
Vocational colleges (fourth level professional qualification)	2 381
Vocational gymnasiums and vocational training schools (second level professional qualification)	35 469
Vocational training schools	2 990

Total students tertiary education **283 959**

Professional bachelor	14 688
Bachelor and Master	263 900
Qualification and scientific degree 'Doctor'	5 371

Source: National Statistics Institute

Secondary education

Narrow fields of education in vocational schools	Students 2012/13	Graduates 2012
Engineering and engineering trades	41 834	7 715
Manufacturing and processing	11 598	2 130
Architecture and building	8 326	1 660
Agriculture, forestry and fishery	14 268	1 814
Personal services	24 943	4 151
Arts	6 619	1 098
Business and administration	23 578	5 195
Physical and chemical sciences	19	
Computing	7 895	994
Social services	197	
Transport services	1 024	202
Humanities	422	37
Veterinary	944	208
Environmental protection	664	167
Security services	383	333
Unspecified	19	18
Total	142 733	25 722*

Graduates secondary education in general schools, 2012

30 331

Graduates secondary education in vocational and sport schools , 2012

29 376*

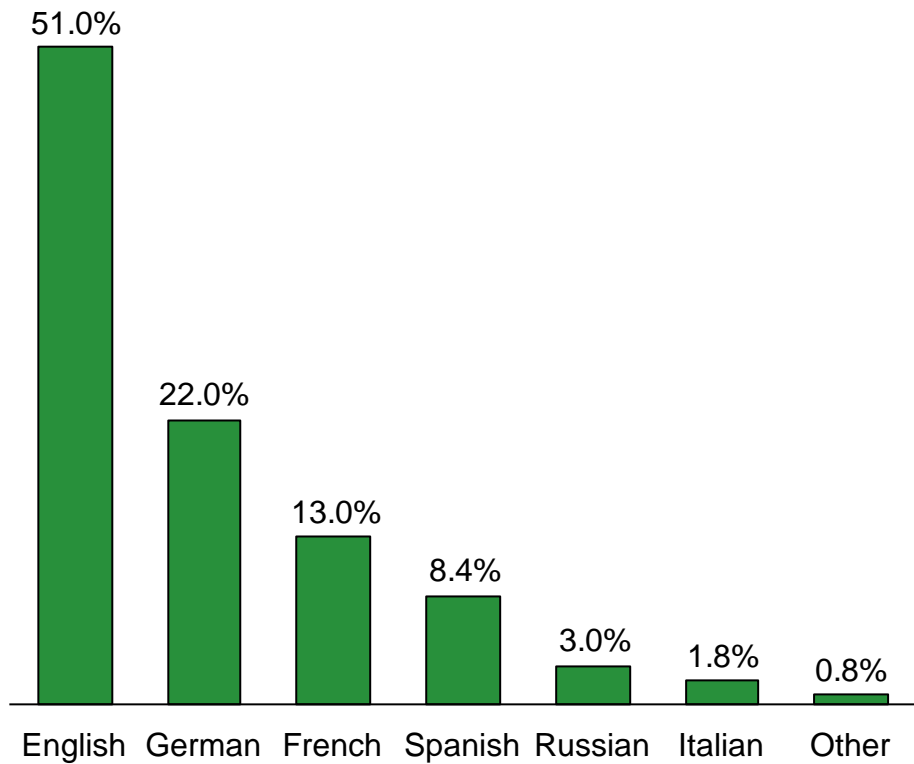
Graduates secondary education, 2012

59 707

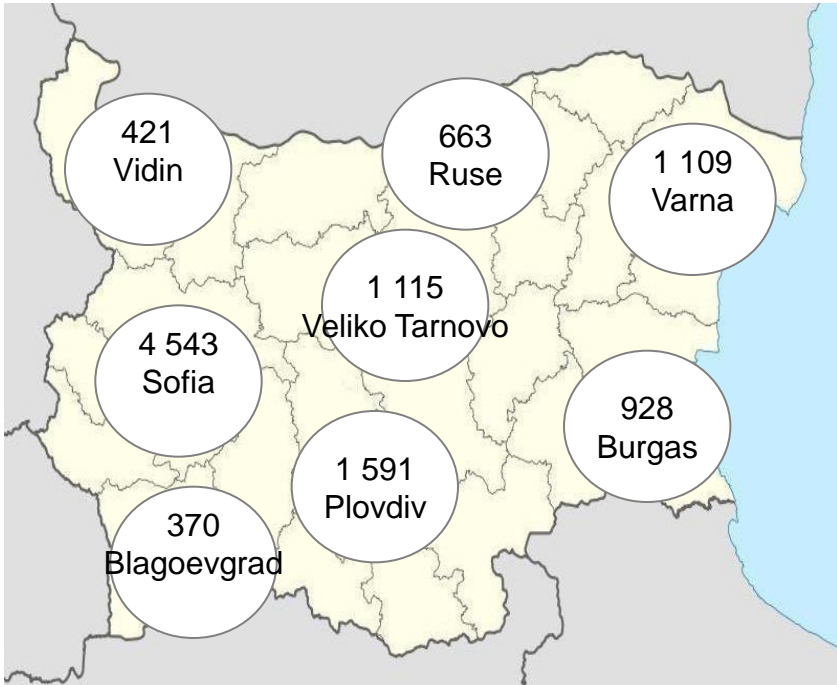
* The number of graduates secondary education is different from attainments vocational qualification, because of changes in standardized base in 2003 year.

Foreign language schools

Breakdown of students by languages studied at foreign language schools



Foreign language school graduates in main regions

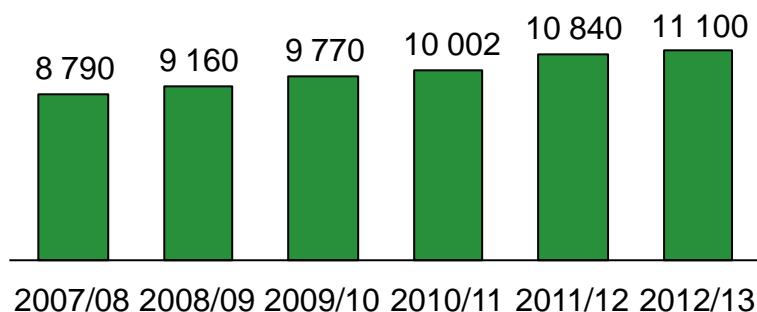


Source: Ministry of Education

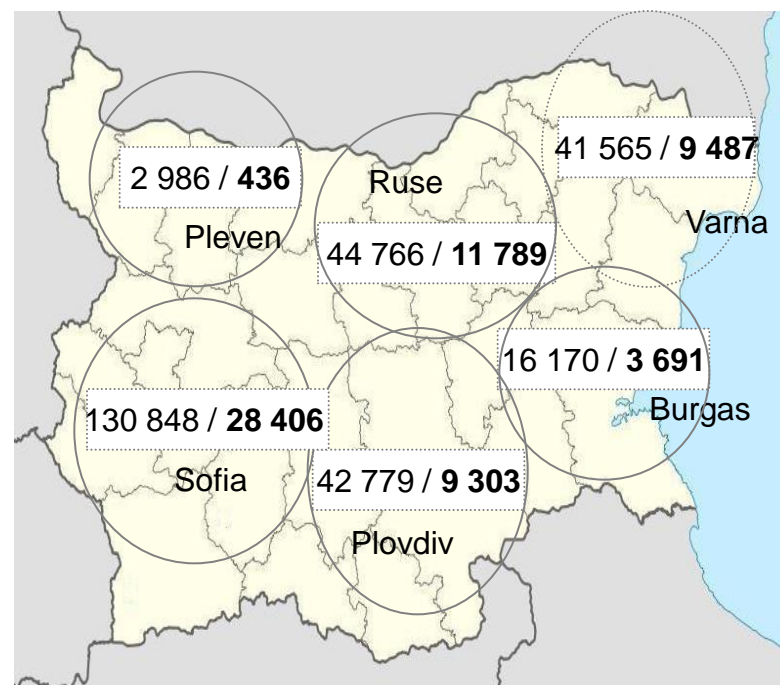
Tertiary education

Total students tertiary education	Enrolled 2012/13	Graduates 2012
	283 959	64 091
Professional bachelor	14 688	4 151
Bachelor and Master	263 900	58 961
Qualification and scientific degree 'Doctor'	5 371	979

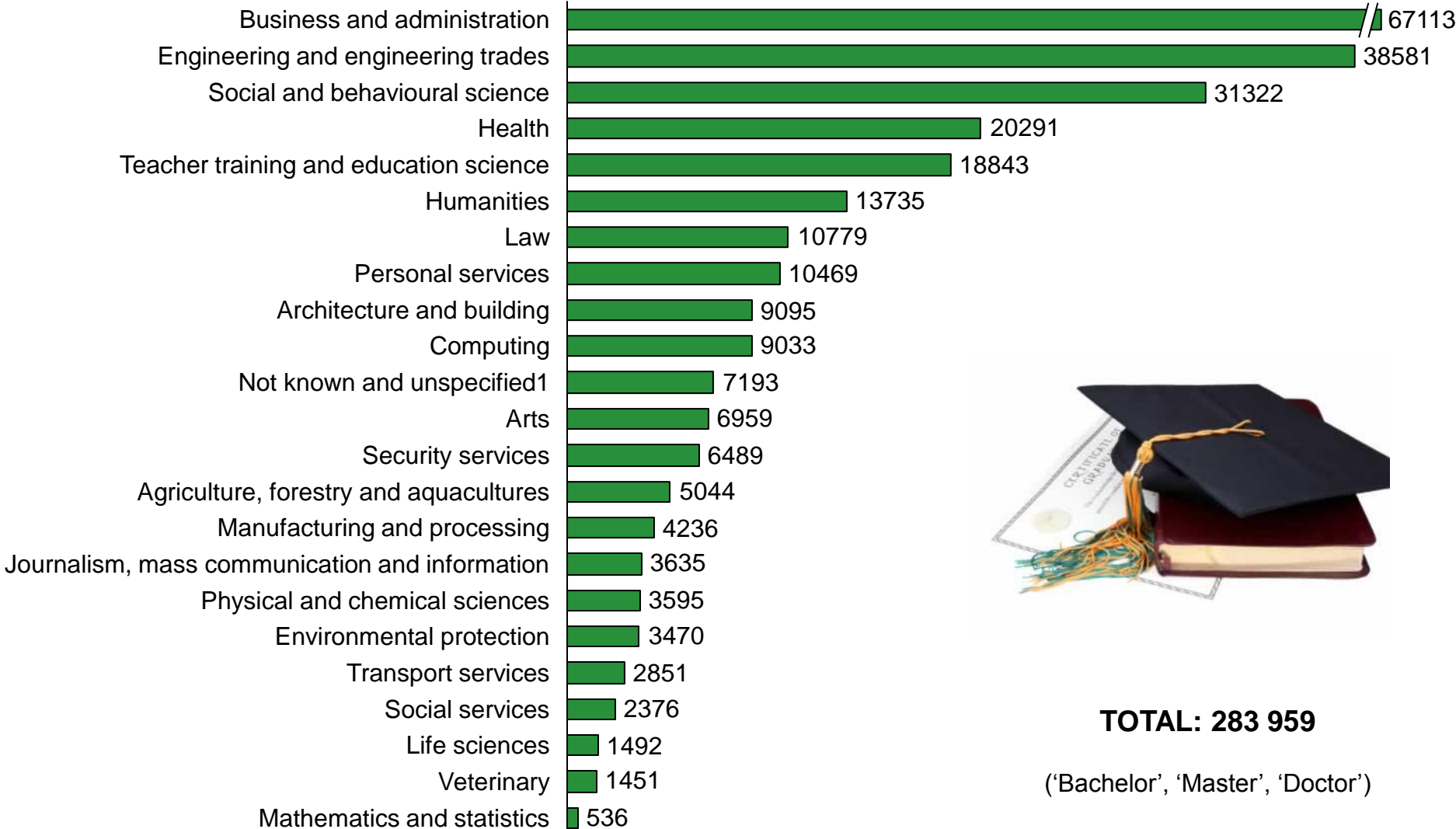
Foreign students in Bulgarian universities and colleges



Students in 2012/2013 academic year / **Graduates 2012** (Bachelor and Master) in universities, equivalent higher schools and colleges by districts

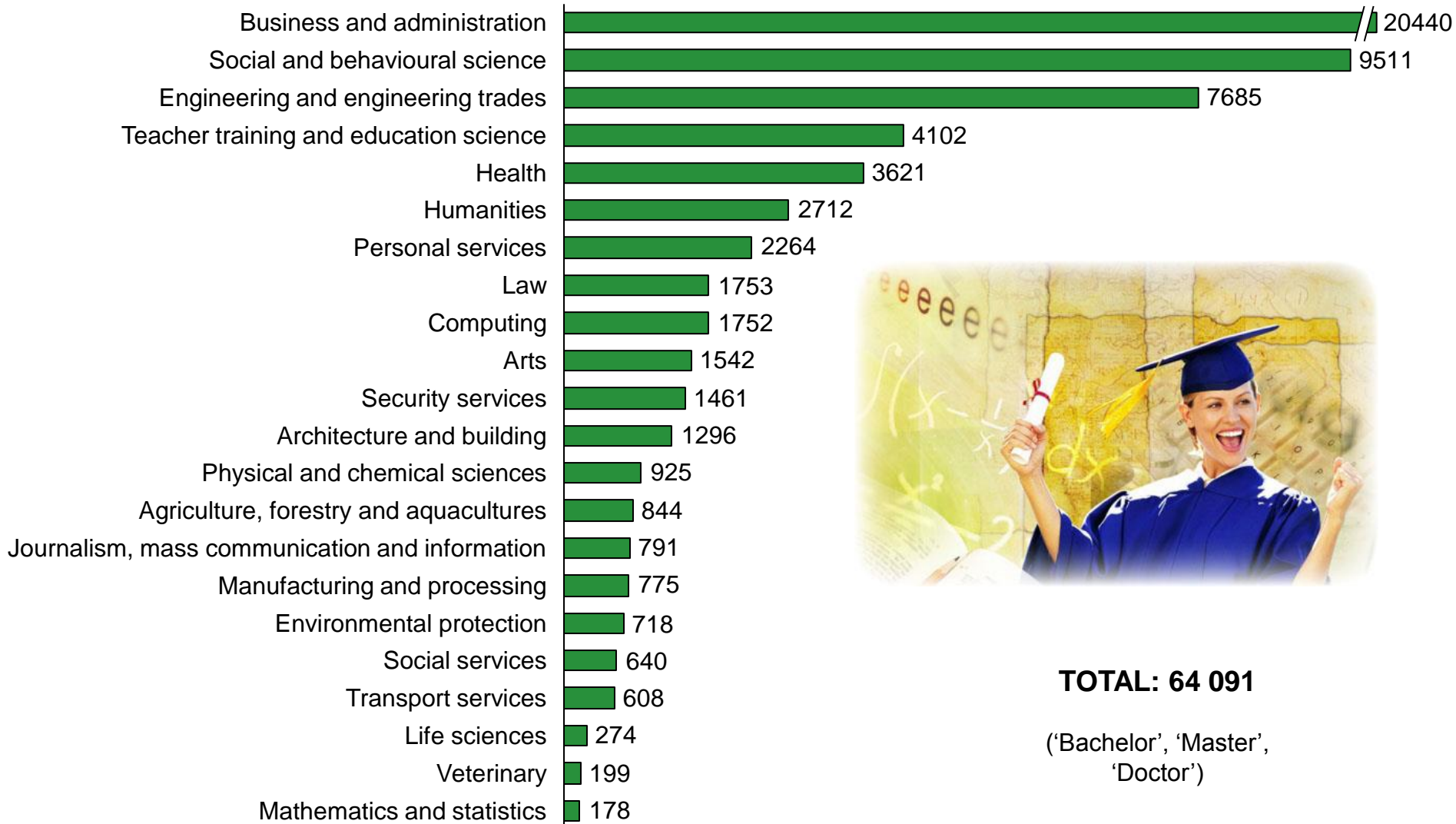


Students in Bulgaria by narrow field of education in universities and colleges in 2012/13 academic year

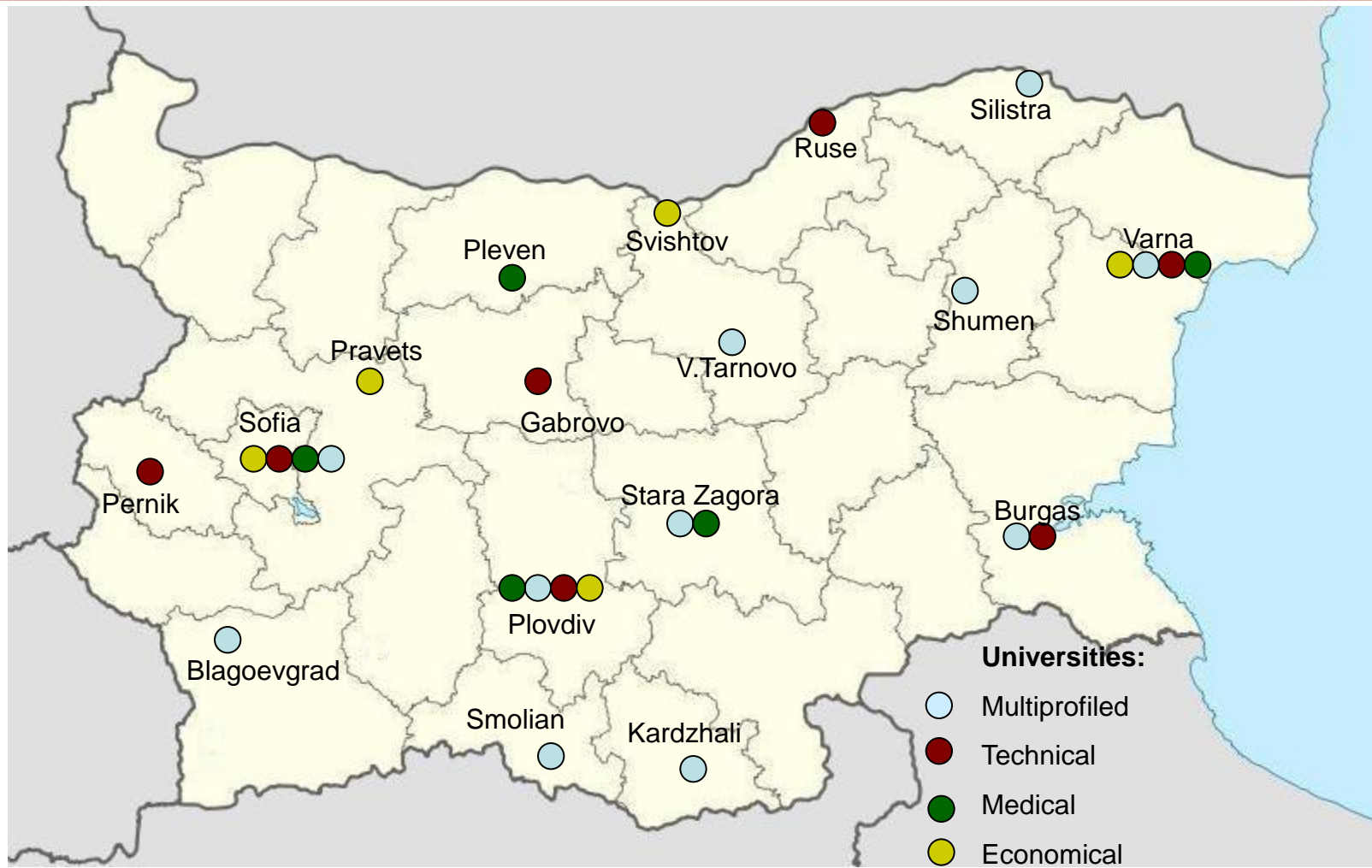


Source: National Statistics Institute

Graduates tertiary education by narrow field of education in 2012



Distribution of the universities in Bulgaria



Technical Universities

Technical University of Sofia

- 23 000 students
- **Faculties of:** Automatics; Electronic Engineering and Technology; Electrical Engineering; Power Engineering and Power Machines; Computer Systems and Control; Communications and Communications Technologies; Mechanical Engineering; Machine Technology; Management; Transport; Applied Mathematics and Informatics
- Branches in Plovdiv, Varna, Gabrovo

Technical University of Varna

- 8 000 students
- **Faculties of:** Electronics, Mechanical Engineering and Technologies, Electrical engineering; Computer systems and automation; Marine Sciences and Ecology

University of Ruse “Angel Kanchev”

- 8 500 students
- **Faculties of** Agricultural Mechanization; Mechanical and Manufacturing Engineering; Electrical and Electronic Engineering and Automation; Automotive and Transport Engineering; Business and Management; Pedagogy; Law Studies
- Subsidiary in Silistra
- Colleges: Technological College – Razgrad
Technological College - Silistra

Sofia University of Chemical Technology and Metallurgy

- 4 000 students
- **Faculties of:** Chemical Technology; Chemical and System Engineering; Metallurgy and Material Sciences

Economical Universities

University of National and World Economy – Sofia

- 16 000 students
- **Faculties of:** Economics, Business, Management and Administration, Finance and Accounting, infrastructure and Economics, International Economics and Politics, Law, Applied informatics and Statistics
- The specialized center for language studies assures the students' proficiency in business or diplomatic English, French, German, Russian, and Spanish

Svistov Economics Academy

- 10 000 students
- **Faculties of:** Economic Accounting, Finance, Management and Marketing, Production and Commercial Business, IT

University of Economics - Varna

- 12 000 students
- **Faculties of:** Finance and Accounting; Economics; Informatics; Management
- The department of language studies offers training in English, German, French, and Russian, as well as optional courses in Japanese, Korean, Spanish, Italian, Dutch, and Danish

Burgas Free University

- 6 000 students
- **Faculties of:** Legal Studies; Law; Business Studies; Humanities; Engineering and Computer Science Studies

Multiprofiled Universities

Sofia University St. Kliment Ohridski

- 25 000 students
- **Faculties of:** Biology; Chemistry; Classical and modern philology; Economics and business administration; Education; Geology and geography; History; Journalism and mass communication; Law; Mathematics and informatics; Philosophy; Physics; Pre-school and primary school education; Slavic studies; Theology

American University in Bulgaria, Blagoevgrad

- 1 200 students
- **Departments of:** Arts, Languages, and Literature; Business; Computer Science; Economics; History and Civilizations; Journalism and Mass Communication; Mathematics and Science; Politics and European Studies

Plovdiv University Paisii Hilendarski

- 25 000 students
- **Faculties of** Biology; Economics and social science; Mathematics and Informatics; Education; Physics; Languages and Literature; Philosophy and History; Chemistry; Law

Veliko Tarnovo University St. St. Kiril i Metodi

- 14 000 students
- **Faculties of:** Modern languages; History and Law; Education; Fine arts; Orthodox Theology; Economics; Philosophy

Medical Universities

Medical University Sofia

- 4 000 students
- **Faculties of:** Medicine; Dental Medicine; Public health; Pharmacy; Language Training and Student Sports Department

Medical University Pleven

- 2 050 students
- **Faculties of:** Medicine; Public health; Healthcare; Medical college

Medical University Plovdiv

- 2 500 students
- **Faculties of:** Medicine; Dental Medicine; Public health; Pharmacy; Medical college

Medical University Varna

- 2 300 students
- **Faculties of:** Medicine; Dental Medicine; Public health; Pharmacy; Medical college

Trakia University – Stara Zagora

- 4 000 students
- **Faculties of:** Medicine with clinics; Medicine; Veterinary; Pedagogy
- Medical Colleges – Stara Zagora, Haskovo and Sliven

Usage of foreign languages

Usage of foreign languages Number (weighted)	Total	At least 1 foreign language used	No foreign languages used
Total	4 089 086	1 592 573	2 496 513
By age			
25 - 34	997 939	522 578	475 361
35 - 54	2 050 408	795 024	1 255 384
55 - 64	1 040 739	274 970	765 769
By educational attainment level			
Basic education and below	836 420	71 448	764 973
Secondary education	2 245 064	732 874	1 512 190
Tertiary education	1 007 602	788 252	219 351
By labour status*			
Employed	2 570 993	1 189 425	1 381 568
Unemployed	771 310	205 230	566 079
Inactive	743 978	196 872	547 106

* According to the survey methodology, distribution by labour status is based on interviewees opinion (self-assessment), not by International Labour Organisation (ILO) definitions..